



aerospace
climate control
electromechanical
filtration
fluid & gas handling
hydraulics
pneumatics
process control
sealing & shielding



AC650G Series

Micro General Purpose AC Drive
0.25 kW - 7.5 kW



ENGINEERING YOUR SUCCESS.



WARNING – USER RESPONSIBILITY

FAILURE OR IMPROPER SELECTION OR IMPROPER USE OF THE PRODUCTS DESCRIBED HEREIN OR RELATED ITEMS CAN CAUSE DEATH, PERSONAL INJURY AND PROPERTY DAMAGE.

- This document and other information from Parker-Hannifin Corporation, its subsidiaries and authorized distributors provide product or system options for further investigation by users having technical expertise.
- The user, through its own analysis and testing, is solely responsible for making the final selection of the system and components and assuring that all performance, endurance, maintenance, safety and warning requirements of the application are met. The user must analyze all aspects of the application, follow applicable industry standards, and follow the information concerning the product in the current product catalog and in any other materials provided from Parker or its subsidiaries or authorized distributors.
- To the extent that Parker or its subsidiaries or authorized distributors provide component or system options based upon data or specifications provided by the user, the user is responsible for determining that such data and specifications are suitable and sufficient for all applications and reasonably foreseeable uses of the components or systems.

Overview 5

Technical Characteristics..... 8

- Power Ratings 8
- Electrical Characteristics 9
- Environmental Characteristics 9
- Standards and Conformance 9
- Dimensions 10
- Connections 10

Accessories and Options 12

Order Code..... 17

- AC650G Series..... 17

Parker Hannifin

The global leader in motion and control technologies

A world class player on a local stage

Global Product Design

Parker Hannifin has more than 40 years experience in the design and manufacturing of drives, controls, motors and mechanical products. With dedicated global product development teams, Parker draws on industry-leading technological leadership and experience from engineering teams in Europe, North America and Asia.

Local Application Expertise

Parker has local engineering resources committed to adapting and applying our current products and technologies to best fit our customers' needs.

Manufacturing to Meet Our Customers' Needs

Parker is committed to meeting the increasing service demands that our customers require to succeed in the global industrial market. Parker's manufacturing teams seek continuous improvement through the implementation of lean manufacturing methods throughout the process. We measure ourselves on meeting our customers' expectations of quality and delivery, not just our own. In order to meet these expectations, Parker operates and continues to invest in our manufacturing facilities in Europe, North America and Asia.

Electromechanical Worldwide Manufacturing Locations

Europe

Littlehampton, United Kingdom
Dijon, France
Offenburg, Germany
Filderstadt, Germany
Milan, Italy

Asia

Wuxi, China
Chennai, India

North America

Rohnert Park, California
Irwin, Pennsylvania
Charlotte, North Carolina
New Ulm, Minnesota



Offenburg, Germany

Local Manufacturing and Support in Europe

Parker provides sales assistance and local technical support through a network of dedicated sales teams and authorized technical distributors throughout Europe.

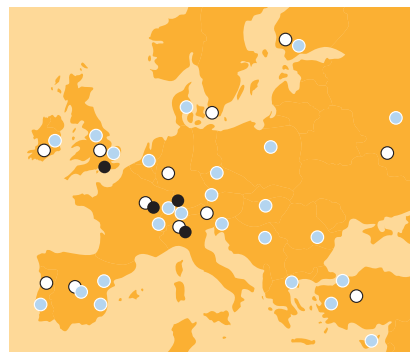
For contact information, please refer to the Sales Offices on the back cover of this document or visit www.parker.com



Milan, Italy



Littlehampton, UK



- Electromechanical Manufacturing
- Parker Sales Offices
- Distributors



Dijon, France

AC650G - General Purpose AC Micro Drive

Overview

Description

The AC650G is ideally suited to applications requiring accurate control at lower speeds, higher starting torques or where improved speed regulation of variable loads is important. So whether you are controlling a conveyor belt, automatic barrier, machine spindle or other high performance application, the sensorless flux vector technology of the AC650G delivers improved control.

Designed with simplicity in mind, the AC650G comes in a compact format with DIN rail mounting as standard allowing easy integration into any electrical control panel.

The AC650G is an easy to use, out of the box solution that will have your system up and running in no time. It provides reliable, robust motor control from 0.25 kW through to 7.5 kW.

Features

- High torque sensorless vector control mode for advanced motor control
- Power range 0.25 - 7.5 kW
- Integrated operator keypad
- Profibus, RS232, RS485 communication option for PLC integration



Technical Characteristics - Overview

The AC650G is available in three input voltage supply variants to suit your application needs.


Version	230 VAC 3 phase	230 VAC 3 phase	400 V 3 phase
Power Supply	220...240 VAC (+10 %) 50/60 Hz (+10 %) single phase input three phase output Ratings: 0.25 - 2.2 kW 1.50 - 9.6 A	220...240 VAC (+10 %) 50/60 Hz (+10 %) three phase input three phase output Ratings: 2.2 - 4.0 kW 9.6 - 16.4 A	380...460 VAC (+10 %) 50/60 Hz (+10 %) three phase input three phase output Ratings: 0.37 - 7.5 kW 1.50 - 16.0 A

Product Description

The AC650G is an entry level drive designed to provide cost-effective control of AC Induction motors used in many everyday industrial applications. Its simplicity makes it ideally suited for use in standalone motor applications where previously a drive would have been considered too complex.

The AC650G is ideally suited to energy saving in pump and fan applications and delivers reliable, cost-effective voltage/frequency speed control of your motor.

To prevent unauthorised changes to inverter configuration after setup, the operator/programming keypad can be removed or password protected. The AC650G is an easy to use, out of the box solution that will have your system up and running in no time. It provides reliable, robust motor control from 0.25kW through to 7.5kW.



Flexible I/O including analogue and relay output and motor thermister input allowing greater control options

- High torque sensorless vector control mode for advanced motor control
- Fully configurable with graphical software tools such as DSE Lite provided at no additional charge
- Additional PROFIBUS communications options for integration into PLC systems
- DIN Rail mounting as standard
- Integrated applications macro to simplify programming
- Remote mountable keypad option
- Integrated EMC filter fitted as standard

Integrated operator keypad with option for remote mounting

Pre-programmed Macros allowing quick and simple drive setup



DIN rail mounting for easy integration into any electrical cabinet

Optional integrated EMC filter ensures compliance while maintaining a compact footprint

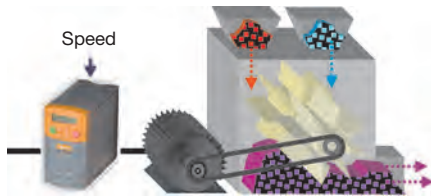
6514 cloning module (option) allows easy back-up and transfer of parameters between different drives

Diagnostic and control through the operator keypad

Easy-to-use Operator/Programming Controls

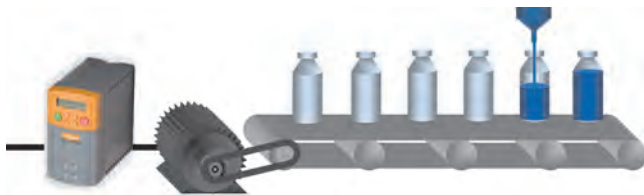


Simplified operation through the use of pre-programmed macros



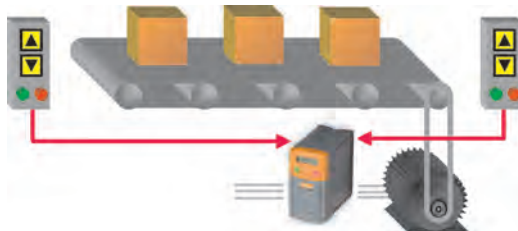
Simple speed control

set speed and voltage or current with start / stop direction control



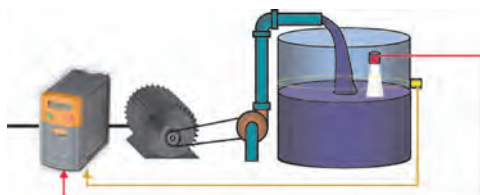
Manual / Automatic control

set to run with local speed setting or external reference




Preset speed control

select up to 8 pre-programmed speeds using digital inputs



Increase / Decrease

Increase or reduce speed using digital inputs



PID Control

Control the pressure, flow, temperature or any process variable

Technical Characteristics

Power Ratings

Order Code	Nominal power [kW]	Output current [A]	Frame
Nominal 220-240 VAC single phase			
650G-21115010-...	0.25	1.5	1
650G-21122010-...	0.37	2.2	1
650G-21130010-...	0.55	3.0	1
650G-21140010-...	0.75	4.0	1
650G-21155020-...	1.1	5.5	2
650G-21170020-...	1.5	7.0	2
Nominal 220-240 VAC single or three phase			
650G-22196030-..	2.2	9.6	3
Nominal 220-240 VAC three phase			
650G-23212330-...	3.0	12.3	3
650G-23216430-...	4.0	16.4	3
Nominal 380-460 VAC three phase			
650G-43115020-...	0.37	1.5	2
650G-43120020-...	0.55	2	2
650G-43125020-...	0.75	2.5	2
650G-43135020-...	1.1	3.5	2
650G-43145020-...	1.5	4.5	2
650G-43155020-...	2.2	5.5	2
650G-43168030-...	3.0	6.8	3
650G-43190030-...	4.0	9	3
650G-43212030-...	5.5	12	3
650G-43216030-...	7.5	16	3

See Ordering Information for full order codes and description

Electrical Characteristics

Power Supply Requirements

Power Supply	230 VAC 1 Ph - Nominal	230 V 3 Ph - Nominal	400 V Nominal
Rated Input Voltage	1 Ø 220...240 VAC ±10 %	3 Ø 220...240 VAC ±10 %	3 Ø 380...460 VAC ±10 %
Input Frequency	45...65 Hz		
Supply Type	Ground referenced (TN) or non-ground referenced (IT)		
Overload	150 % for 30 seconds		
Output Frequency	0...240 Hz		
Input Power Factor (lag)	0.9 @ 50/60 Hz		
Supply Short Circuit Rating	220-240 V 1 Ø - 5000 A, 220-240 V 3 Ø - 7500 A, 380-460 V 3 Ø - 10000 A		

Auxiliary Characteristics

User Relay (RL1A, RL1B)	Maximum voltage: 250 VAC Maximum current: 4 A Sample interval: 10 ms
Analogue Inputs/Outputs (AIN1 and AIN2)	Range: 0-10 V and 0-5 V (no sign) set via IP13 (AIN1) 0-10 V, 0-5 V, 0-20 mA or 4-20 mA (no sign) set via IP23 (AIN2) Absolute maximum input current 25 mA in current mode Absolute maximum input voltage 24 VDC in voltage mode
Analogue Outputs (AOUT1 and AOUT2)	Range: 0-10 V (no sign) Maximum rated output current 10 mA, short circuit protection Resolution: 10 bits, (1 in 1024) Dynamic response: sampled every 5 ms
Digital Inputs	Operating Range (DIN1, 2, 3, 4, 5): 0-5 VDC = OFF, 15 - 24 VDC = ON Operating Range (DIN6, 7): 0-1.5 VDC = OFF, 4-24 VDC = ON Absolute maximum input voltage = ± 30 VDC IEC1131 Input current: 7.5 mA @ 24 VDC Sample interval: 10 ms
Digital Output (DOUT1 and DOUT2)	Nominal open circuit output voltage: 23 V (Minimum 19 V) Nominal output impedance: 47 Ω Rated output current: 50 mA total

Environmental Characteristics

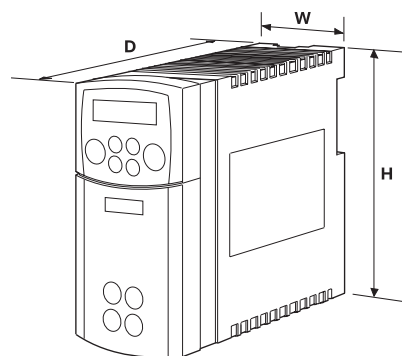
Operating Temperature	0 to +40 °C
Storage Temperature	-25 to +55 °C
Shipping Temperature	-25 to +70 °C
Product Enclosure Rating	IP20 (UL open type) suitable for cubicle mount only
Altitude	1000 m ASL. Derate output current by 1 % per 100 m to a maximum of 2000 m
Operating Humidity	Maximum 85 % relative humidity at 40 °C non-condensing
Climatic Conditions	Class 3k3, as defined by EN60721
Operating Vibration	Test Fc of EN60068-2-6 10 Hz ≤f≤ 57 Hz sinusoidal 0.075 mm amplitude 57 Hz ≤F≤ 150 Hz sinusoidal 1g 10 sweep cycles per axis on each of three mutually perpendicular axis

Standards and Conformance

Pollution Degree	Pollution degree II (non-conductive pollution, except for temporary condensation)
Europe	CE marked to EN50178 (safety, low voltage directive 2006/95/EC) CE marked to EN61800-3 (EMC directive)
Rest of World	NRTL listed to US standard UL508C NRTL listed to Canadian standard C22.2#14

Dimensions

Frame Size	H [mm]	W [mm]	D [mm]
1	137	73	142
2	192	73	173
3	257	96	200



Connections

Typical connection details

Term.	Label	Description	Range
RL1A	User Relay	Volt-free contact	0-250 VAC / 24 VDC 4 A
RL1B	User Relay	Volt-free contact	0-250 VAC / 24 VDC 4 A
13	DIN7	Configurable digital input	0-24 VDC
12	DIN6	Configurable digital input	0 -24 VDC
11	DIN5	Configurable digital input	0-24 VDC*
10	DIN/DOUT2	Configurable digital input/output	0-24 VDC source open collector*
9	DIN3	Configurable digital input	0-24 VDC
8	DIN2	Configurable digital input	0-24 VDC
7	DIN1	Configurable digital input	0-24 VDC
6	+24V	24 VDC supply for digital I/O	*
5	AOUT1	Configurable analogue output 10 mA)	0-10 V
4	10VREF/ AOUT2	10 V reference / analogue output (10 mA)	10 V
3	AIN2	Analogue input 2	0-10 V, 4-20 mA
2	AIN1	Analogue Input 1	0-10 V
1	0V	0 V reference for analogue/digital I/O	0 V

TH1A	Thermistor	Connection to motor thermistor	PTC
TH1B	Thermistor	Connection to motor thermistor	PTC
L1	Power Input	1 and 3 phase live connection	220/240 1 or 3 phase or 380/460 V 3 phase
L2/N	Power Input	1 phase neutral (or L2 3 phase live connection)	220/240 1 or 3 phase or 380/460 V 3 phase
L3	Power Input	3 phase live connection	220/240 3 phase or 380/460 V 3 phase
DC+	Dynamic Brake	Connection to external brake resistor	See manual
DBR	Dynamic Brake	Connection to external brake resistor	See manual
M1/U	Motor Outputs	Connection for motor Phase 1	1 ph 220/240 VAC: motor rated at 0 - 220/240 VAC 3 ph 220 V/240 VAC: motor rated at 0 - 220/240 VAC 3 ph 400 VAC: motor rated at 0 - 380/460 VAC Output frequency 0 - 240 Hz
M2/V	Motor Outputs	Connection for motor Phase 2	
M3/W	Motor Outputs	Connection for motor phase 3	

* The total current available is 50mA, either individually or as the sum of outputs from terminals 6, 10 and 11

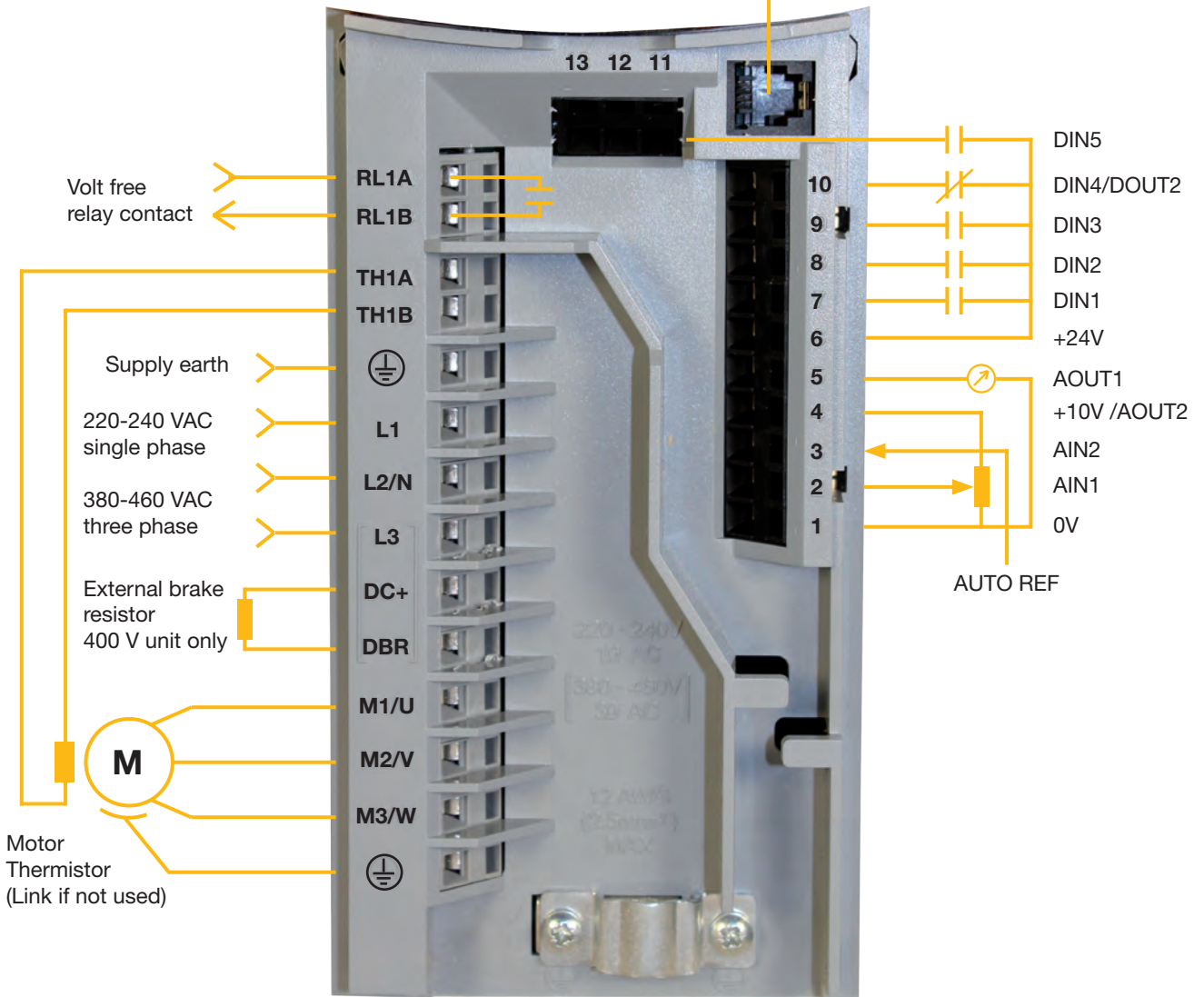


6521-00-G



6511-xxxx-00

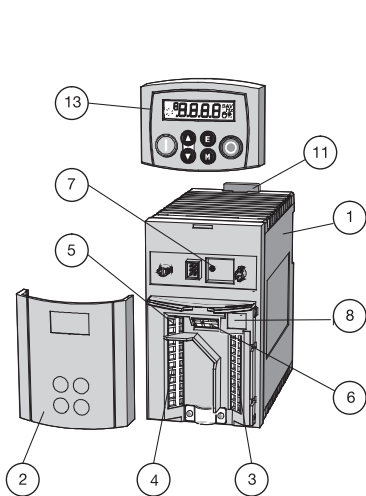
P3 Port - RS232 communications to remote mounted keypad or connection to laptop



Accessories and Options

All AC650 Series AC Drive Frames 1 - 3

Options	Frame	AC650V/G only	Fitting	Reference
AC Inverters				
1	Inverter housing		Standard	See order code
2	Terminal Cover (simplified wiring diagram)			
3	Control wiring terminals			
4	Power wiring terminals			
5	Volt-free relay contact			
6	Encoder / Digital Inputs	√		
7	Power On LED			
8	RS232 P3 port for remote mounting of operator keypad	√		
11	DIN Rail mounting clip	1-3		
Operator keypad				
13	TTL keypad (local mounting only)	1-3	Standard	6511-TTL-00
	RS232 keypad (remote mountable)	1-3	Option	6511-RS232-00
	RS232 keypad (remote mountable)	1-3	Option	6901-00-G
Communication				
14	Profibus communications card	1-3	√	Factory Option 6513-PROF-00
15	RS232/RS485 communication card (Modbus RTU, EI Bisync F1/3)	1-3	√	Factory Option 6513-EI00-00
Other options				
16	Cloning module for the storage and transfer of up to 10 drive configurations	1-3		Option 6514-00
Accessories				
17	Brake resistor			See corresponding section



Frames 1 - 3 up to 7.5 kW



Options

Operator Keypads



6511-xxxx-00



6901/00

Product Codes

Order Code	Description	Suitable for
6511-TTL-00	TTL keypad (local mounting)	All AC650 Series AC Drives Frames 1-3
6511-RS232-00	RS232 keypad (remote mountable)	All AC650 Series AC Drives Frames 1-3
6901-00-G	RS232 keypad (remote mountable)	All AC650 Series AC Drives Frames 1-3

Communication Interfaces

RS485 Modbus Interface

Description

The RS485/RS232 communications interface provides serial data communication, allowing an AC650V/AC650S drive to connect to a Modbus RTU network as a slave station.

6513-E100-00	RS485 / Modbus communication interface
Supported Protocols	Modbus RTU or EI-6ASCII
Communication Speed	1200 to 115200 bits/s
Station Address	Selectable via software
Suitable for firmware	All AC650 Series AC Drives V4.x+



PROFIBUS-DP Interface

Description

The PROFIBUS option supports the PROFIBUS-DP PROFIBUS protocol, designed specifically for communication between a PLC system and remote I/O. The PROFIBUS interface enables the drive to connect to a PROFIBUS-DP as a slave station.

6513-PROF-00	PROFIBUS-DP I/O communication interface
Supported Protocols	PROFIBUS-DP; Demand data and data exchange
Communication Speed	Up to 12 Mbits/s; selected by the master
Station Address	Software setting of station address via DSE
Suitable for firmware	All AC650 Series AC Drives V4.9+



Options

Cloning Module

Description

The cloning module can be used with the complete range of AC650 series AC drives.

It allows the user to store up to 10 separate drive configurations which can then be transferred between different drives. The configurations can be mapped between different drive sizes. This is an invaluable tool for commissioning or plant maintenance personnel allowing drives to be backed up and reconfigured simply and easily without the need of a computer.



Product Codes

Order Code	Description	Suitable for
6514-00	Cloning Module	All AC650 Series Drives

Braking Resistors

for AC Drives

Description

Brake resistors are used with AC650 Series or AC690 drives equipped with a braking option modules. They are designed to allow the drive to stop a motor at full load during deceleration or an overhauling load.



Brake resistor selection

Brake resistor assemblies must be rated to absorb both peak braking power during deceleration and the average power over the complete cycle.

Resistors above 500 W

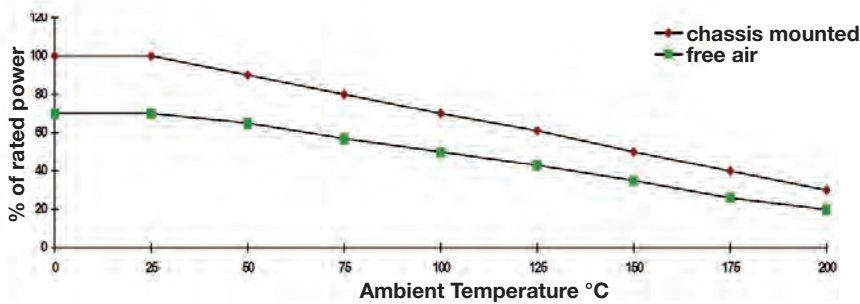
Resistors above 500 W are available upon request:

- IP20 protection up to 3 kW
- IP13 protection between 4.2 and 9.8 kW

$$\text{Peak braking power} = \frac{0.0055J \times (n_1^2 - n_2^2) \text{ (W)}}{t_b}$$

$$\text{Average braking power } P_{av} = \frac{P_{pk} \times t_b}{t_c}$$

J - total inertia in kgm²
 n₁ - initial speed in min⁻¹
 n₂ - final speed min⁻¹
 t_b - braking time in s
 t_c - cycle time in s

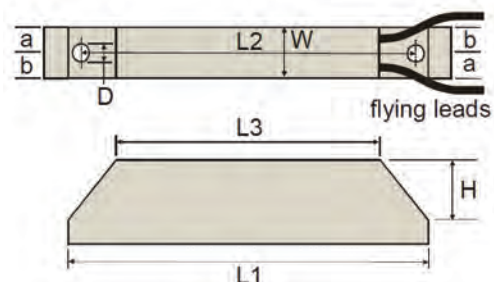


Dimensions

Nominal Power [kW]	Dimensions		
	L [mm]	H [mm]	P [mm]
1.0	137	450	140
1.6	182	450	140
2.0	182	450	140
2.5	227	450	140
3.0	227	450	140
4.2	450	440	540
5.6	530	440	540
7.0	530	440	540
8.4	610	440	540
9.8	610	440	540

Model	Impedance [Ω]	Nom. Power [W]	Dimensions								
			L1	L2	L3	W	H	D	a	b	
CZ467715	500	60	100	87	60	22	41	4.3	10	12	
CZ467714	200	100	165	152	125	22	41	4.3	10	12	
CZ389853	100	100	165	152	125	22	41	4.3	10	12	
CZ467717	100	200	165	146	125	30	60	4.3	13	17	
CZ463068	56	200	165	146	125	30	60	4.3	13	17	
CZ388397	56	200	165	146	125	30	60	4.3	13	17	
CZ388396	36	500	335	316	295	30	60	4.3	13	17	
CZ467716	28x2	500	335	316	295	30	60	4.3	13	17	

Overload 5 s : 500 %
 Overload 3 s : 833 %
 Overload 1 s : 2500 %



EMC Filters

for AC Drives

Description

A range of custom designed optional EMC (Electromagnetic Compatibility) filters are available for use with Parker SSD Drives product range.

They are used to help achieve conformance with the EMC directive BS EN 61800-3:2004 - "Adjustable speed electrical power drive systems - Part 3".

Installation of the drive must be in accordance with the installation guidelines in the product manual. The filters comply with the relevant standards as outlined in the following table.

1st Environment: Drives directly connected without intermediate transformers to a low voltage (<100 Vrms) supply network that is part of a network that also supplies buildings used for domestic purposes.

2nd Environment : Establishments where there is no direct connection to a low voltage supply network that also supplies buildings used for domestic purpose.

TN Earthing = Grounded neutral AC supply <460 VAC

IT Earthing = Ungrounded neutral AC supply <500 VAC

Ext. Filter = External filter

Ext. Filter FP = Footprint external filter

EMC Filters

AC Drives	2nd Environment (Industrial)	1st Environment (Domestic)
All AC650 Series AC Drives		
Frame 1-3	Indicated by an F in the product code	Indicated by an F in the product code

Order Code

AC650G Series

	1		2	3	4	5		6	7	8	9	10		11	12
Order example	650G	-	21	1150	1	0	-	0	0	1	P	00	-	A	1

1 Product family	650G	AC650G general purpose AC micro drive
2 Supply voltage	21	230 VAC 1 phase
	23	230 VAC 3 phase
	43	400/460 VAC 3 phase
3 Output Current	230 VAC 1 phase supply voltage	
	1150	0.25 kW / 1.5 A (Frame 1)
	1220	0.37 kW / 2.2 A (Frame 1)
	1300	0.55 kW / 3 A (Frame 1)
	1400	0.75 kW / 4 A (Frame 1)
	1550	1.1 kW / 5.5 A (Frame 2)
	1700	1.5 kW / 7 A (Frame 2)
	230 VAC 1/3 phase supply voltage / 3 phase output	
	1960	2.2 kW / 9.6 A (Frame 3)
	230 VAC 3 phase supply voltage	
	2123	3.0 kW / 12.3 A (Frame 3)
	2164	4.0 kW / 16.4 A (Frame 3)
	400/460 VAC 3 phase supply voltage	
	1150	0.37 kW / 1.5 A (Frame 2)
	1200	0.55 kW / 2 A (Frame 2)
	1250	0.75 kW / 2.5 A (Frame 2)
	1350	1.1 kW / 3.5 A (Frame 2)
	1450	1.5 kW / 4.5 A (Frame 2)
	1550	2.2 kW / 5.5 A (Frame 2)
	1680	3.0 kW / 6.8 A (Frame 3)
	1900	4.0 kW / 9 A (Frame 3)
	2120	5.5 kW / 12 A (Frame 3)
	2160	7.5 kW / 16 A (Frame 3)
4 Frame	1	
	2	
	3	
5 Auxiliary supply	0	Not required
6 Brake switch	0	Not fitted (not available on frame 1 and 2 230 V products)
	B	Brake switch fitted (must be fitted on frame 2 400/460 V products and all frame 3 products)

7 Filter	0	Not fitted
	F	Filter fitted
8 Communications	0	None
	1	RS232 port fitted
9 Mechanical style	P	Panel mount
10 Special option	00	None
11 Destination	A	Multi-lingual (50 Hz)
	B	Multi-lingual (60 Hz)
12 Keypad	0	None
	1	6511 TTL fitted (local mounting only) ¹
	2	6511 RS232 fitted (local or remote mount) ²

¹ Requires communications (8) selection to be 'None'

² Requires communications (8) selection to be 'RS232 port fitted'

Parker's Motion & Control Technologies

At Parker, we're guided by a relentless drive to help our customers become more productive and achieve higher levels of profitability by engineering the best systems for their requirements. It means looking at customer applications from many angles to find new ways to create value. Whatever the motion and control technology need, Parker has the experience, breadth of product and global reach to consistently deliver. No company knows more about motion and control technology than Parker. For further info call 00800 27 27 5374.



AEROSPACE

Key Markets

- Aircraft engines
- Business & general aviation
- Commercial transports
- Land-based weapons systems
- Military aircraft
- Missiles & launch vehicles
- Regional transports
- Unmanned aerial vehicles

Key Products

- Flight control systems & components
- Fluid conveyance systems
- Fluid metering delivery & atomization devices
- Fuel systems & components
- Hydraulic systems & components
- Inert nitrogen generating systems
- Pneumatic systems & components
- Wheels & brakes



CLIMATE CONTROL

Key Markets

- Agriculture
- Air conditioning
- Food, beverage & dairy
- Life sciences & medical
- Precision cooling
- Processing
- Transportation

Key Products

- CO₂ controls
- Electronic controllers
- Filter driers
- Hand shut-off valves
- Hose & fittings
- Pressure regulating valves
- Refrigerant distributors
- Safety relief valves
- Solenoid valves
- Thermostatic expansion valves



ELECTROMECHANICAL

Key Markets

- Aerospace
- Factory automation
- Food & beverage
- Life science & medical
- Machine tools
- Packaging machinery
- Paper machinery
- Plastics machinery & converting
- Primary metals
- Semiconductor & electronics
- Textile
- Wire & cable

Key Products

- AC/DC drives & systems
- Electric actuators
- Controllers
- Gantry robots
- Gearheads
- Human machine interfaces
- Industrial PCs
- Inverters
- Linear motors, slides and stages
- Precision stages
- Stepper motors
- Servo motors, drives & controls
- Structural extrusions



FILTRATION

Key Markets

- Food & beverage
- Industrial machinery
- Life sciences
- Marine
- Mobile equipment
- Oil & gas
- Power generation
- Process
- Transportation

Key Products

- Analytical gas generators
- Compressed air & gas filters
- Condition monitoring
- Engine air, fuel & oil filtration & systems
- Hydraulic, lubrication & coolant filters
- Process, chemical, water & microfiltration filters
- Nitrogen, hydrogen & zero air generators



FLUID & GAS HANDLING

Key Markets

- Aerospace
- Agriculture
- Bulk chemical handling
- Construction machinery
- Food & beverage
- Fuel & gas delivery
- Industrial machinery
- Mobile
- Oil & gas
- Transportation
- Welding

Key Products

- Brass fittings & valves
- Diagnostic equipment
- Fluid conveyance systems
- Industrial hose
- PTFE & PFA hose, tubing & plastic fittings
- Rubber & thermoplastic hose & couplings
- Tube fittings & adapters
- Quick disconnects



HYDRAULICS

Key Markets

- Aerospace
- Aerial lift
- Agriculture
- Construction machinery
- Forestry
- Industrial machinery
- Mining
- Oil & gas
- Power generation & energy
- Truck hydraulics

Key Products

- Diagnostic equipment
- Hydraulic cylinders & accumulators
- Hydraulic motors & pumps
- Hydraulic systems
- Hydraulic valves & controls
- Power take-offs
- Rubber & thermoplastic hose & couplings
- Tube fittings & adapters
- Quick disconnects



PNEUMATICS

Key Markets

- Aerospace
- Conveyor & material handling
- Factory automation
- Food & beverage
- Life science & medical
- Machine tools
- Packaging machinery
- Transportation & automotive

Key Products

- Air preparation
- Compact cylinders
- Field bus valve systems
- Grippers
- Guided cylinders
- Manifolds
- Miniature fluidics
- Pneumatic accessories
- Pneumatic actuators & grippers
- Pneumatic valves and controls
- Rodless cylinders
- Rotary actuators
- Tie rod cylinders
- Vacuum generators, cups & sensors



PROCESS CONTROL

Key Markets

- Chemical & refining
- Food, beverage & dairy
- Medical & dental
- Microelectronics
- Oil & gas
- Power generation

Key Products

- Analytical sample conditioning products & systems
- Fluoropolymer chemical delivery fittings, valves & pumps
- High purity gas delivery fittings, valves & regulators
- Instrumentation fittings, valves & regulators
- Medium pressure fittings & valves
- Process control manifolds



SEALING & SHIELDING

Key Markets

- Aerospace
- Chemical processing
- Consumer
- Energy, oil & gas
- Fluid power
- General industrial
- Information technology
- Life sciences
- Military
- Semiconductor
- Telecommunications
- Transportation

Key Products

- Dynamic seals
- Elastomeric o-rings
- EMI shielding
- Extruded & precision-cut, fabricated elastomeric seals
- Homogeneous & inserted elastomeric shapes
- High temperature metal seals
- Metal & plastic retained composite seals
- Thermal management

Parker Worldwide

Europe, Middle East, Africa

AE – United Arab Emirates,
Dubai

Tel: +971 4 8127100
parker.me@parker.com

AT – Austria, Wiener Neustadt

Tel: +43 (0)2622 23501-0
parker.austria@parker.com

AT – Eastern Europe, Wiener
Neustadt

Tel: +43 (0)2622 23501 900
parker.easteurope@parker.com

AZ – Azerbaijan, Baku

Tel: +994 50 2233 458
parker.azerbaijan@parker.com

BE/LU – Belgium, Nivelles

Tel: +32 (0)67 280 900
parker.belgium@parker.com

BY – Belarus, Minsk

Tel: +375 17 209 9399
parker.belarus@parker.com

CH – Switzerland, Etoy

Tel: +41 (0)21 821 87 00
parker.switzerland@parker.com

CZ – Czech Republic, Klecany

Tel: +420 284 083 111
parker.czechrepublic@parker.com

DE – Germany, Kaarst

Tel: +49 (0)2131 4016 0
parker.germany@parker.com

DK – Denmark, Ballerup

Tel: +45 43 56 04 00
parker.denmark@parker.com

ES – Spain, Madrid

Tel: +34 902 330 001
parker.spain@parker.com

FI – Finland, Vantaa

Tel: +358 (0)20 753 2500
parker.finland@parker.com

FR – France, Contamine s/Arve

Tel: +33 (0)4 50 25 80 25
parker.france@parker.com

GR – Greece, Athens

Tel: +30 210 933 6450
parker.greece@parker.com

HU – Hungary, Budapest

Tel: +36 23 885 470
parker.hungary@parker.com

IE – Ireland, Dublin

Tel: +353 (0)1 466 6370
parker.ireland@parker.com

IT – Italy, Corsico (MI)

Tel: +39 02 45 19 21
parker.italy@parker.com

KZ – Kazakhstan, Almaty

Tel: +7 7272 505 800
parker.easteurope@parker.com

NL – The Netherlands, Oldenzaal

Tel: +31 (0)541 585 000
parker.nl@parker.com

NO – Norway, Asker

Tel: +47 66 75 34 00
parker.norway@parker.com

PL – Poland, Warsaw

Tel: +48 (0)22 573 24 00
parker.poland@parker.com

PT – Portugal, Leca da Palmeira

Tel: +351 22 999 7360
parker.portugal@parker.com

RO – Romania, Bucharest

Tel: +40 21 252 1382
parker.romania@parker.com

RU – Russia, Moscow

Tel: +7 495 645-2156
parker.russia@parker.com

SE – Sweden, Spånga

Tel: +46 (0)8 59 79 50 00
parker.sweden@parker.com

SK – Slovakia, Banská Bystrica

Tel: +421 484 162 252
parker.slovakia@parker.com

SL – Slovenia, Novo Mesto

Tel: +386 7 337 6650
parker.slovenia@parker.com

TR – Turkey, Istanbul

Tel: +90 216 4997081
parker.turkey@parker.com

UA – Ukraine, Kiev

Tel +380 44 494 2731
parker.ukraine@parker.com

UK – United Kingdom, Warwick

Tel: +44 (0)1926 317 878
parker.uk@parker.com

ZA – South Africa, Kempton Park

Tel: +27 (0)11 961 0700
parker.southafrica@parker.com

North America

CA – Canada, Milton, Ontario

Tel: +1 905 693 3000

US – USA, Cleveland

Tel: +1 216 896 3000

Asia Pacific

AU – Australia, Castle Hill

Tel: +61 (0)2-9634 7777

CN – China, Shanghai

Tel: +86 21 2899 5000

HK – Hong Kong

Tel: +852 2428 8008

IN – India, Mumbai

Tel: +91 22 6513 7081-85

JP – Japan, Tokyo

Tel: +81 (0)3 6408 3901

KR – South Korea, Seoul

Tel: +82 2 559 0400

MY – Malaysia, Shah Alam

Tel: +60 3 7849 0800

NZ – New Zealand, Mt Wellington

Tel: +64 9 574 1744

SG – Singapore

Tel: +65 6887 6300

TH – Thailand, Bangkok

Tel: +662 186 7000-99

TW – Taiwan, Taipei

Tel: +886 2 2298 8987

South America

AR – Argentina, Buenos Aires

Tel: +54 3327 44 4129

BR – Brazil, Sao Jose dos Campos

Tel: +55 800 727 5374

CL – Chile, Santiago

Tel: +56 2 623 1216

MX – Mexico, Apodaca

Tel: +52 81 8156 6000

We reserve the right to make technical changes. The data correspond to the technical state at the time of printing.
© 2012 Parker Hannifin Corporation.
All rights reserved.

192-300013N1

Oktober 2012



EMEA Product Information Centre

Free phone: 00 800 27 27 5374

(from AT, BE, CH, CZ, DE, DK, EE, ES, FI, FR, IE, IL,
IS, IT, LU, MT, NL, NO, PL, PT, RU, SE, SK, UK, ZA)

US Product Information Centre

Toll-free number: 1-800-27 27 537

www.parker.com

Your local authorized Parker distributor